



# 0120A08051801M

## Power Divider

### 0.5–18GHz 8Way SMA 30W Isolated Power Divider

#### Features

- Low Insertion Loss & VSWR
- High Isolation

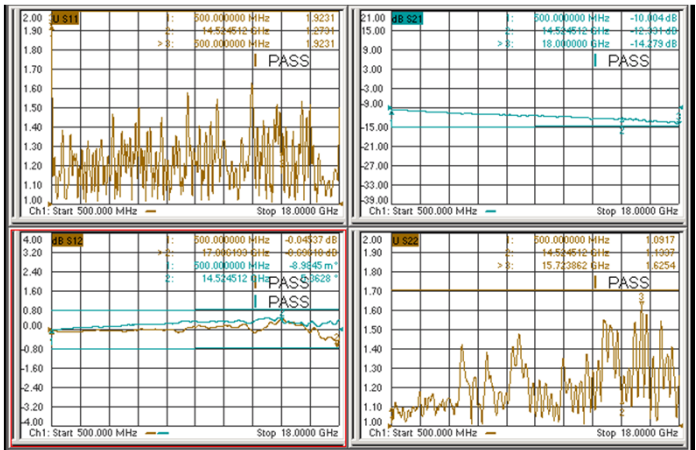


#### Test Report

#### Electrical Specifications

Frequency	0.5-18GHz
Insertion Loss (Above Theoretical Loss:9.0dB)	6.5dB(Max.)
VSWR(Input)	2.0:1(Max.)
VSWR(Output)	1.7:1(Max.)
Isolation	13dB(Min.)
Phase Unbalance	±12°(Max.)
Amplitude Unbalance	±0.8dB(Max.)
Power:Forward:	30W (Avg.)
Impedance	50Ohm
Connection	SMA Female

Insertion Loss/VSWR/Amplitude/Phase



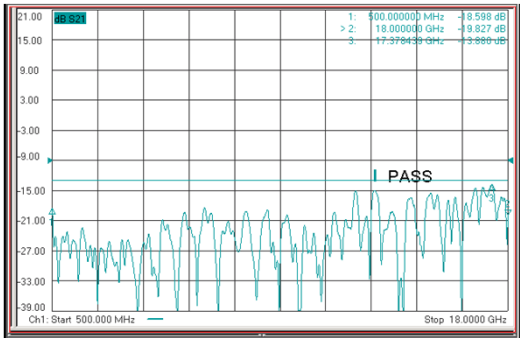
#### Mechanical

Durability	500 Cycles
------------	------------

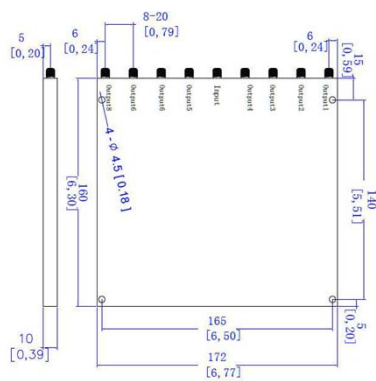
#### Environmental

Operating Temperature	-40°C~80°C
-----------------------	------------

Isolation



#### Outling Drawing (Unit:mm) Tolerance:±0.3



All Specification Changed Without Notification.